

2A EVERY DAY IS EARTH DAY!

1 Look at the picture and read the question. Then colour the correct answer.



Pogledaj sliku i pročitaj pitanje. Zatim oboji točan odgovor.

Does the Earth look well?

Izgleda li Zemlja dobro?

Yes, the Earth looks well.

Da, Zemlja izgleda dobro.

No, the Earth doesn't look well.

Ne, Zemlja ne izgleda dobro.



2

Read the words with your teacher and try to remember them.



Pročitaj riječi s učiteljicom i pokušaj ih zapamtiti.

1 protect

štititi

2 pollution

onečišćenje

3 increase

povećati

4 make waste

stvarati otpad

5 save water

štedjeti vodu

6 buy food

kupovati hranu

3



a) Why is the Earth not well? Read the sentences and circle **YES** or **NO**.

Zašto Zemlja nije dobro? Pročitaj rečenice i zaokruži **YES** (da) ili **NO** (ne).

- | | | |
|---|-----|----|
| 1 We don't protect the Earth. Ne štitimo Zemlju. | YES | NO |
| 2 We increase pollution. Povećavamo onečišćenje. | YES | NO |
| 3 We make too much waste. Stvaramo previše otpada. | YES | NO |
| 4 We save water. Štedimo vodu. | YES | NO |
| 5 We buy food we don't need. Kupujemo hranu koja nam ne treba. | YES | NO |



b) Report to your teacher. How can we help the Earth? Think of two solutions in Croatian or in English. Your teacher can help you.

Reci učiteljici što si zaokružio / zaokružila. Kako možemo pomoći Zemlji? Osmisli dva rješenja na hrvatskom ili na engleskom. Tvoja učiteljica može ti pomoći.

Primjer:

We can save water. Možemo voziti bicikl umjesto automobila.

4



What are the three Rs? Read the words with your friend. Then explain them to your teacher in Croatian.

Koje tri engleske riječi počinju slovom R? Pročitaj ih s prijateljem / prijateljicom. Potom ih objasni učiteljici na hrvatskom.

- | | |
|-----------|----------------------|
| 1 reduce | smanjiti |
| 2 reuse | ponovno upotrijebiti |
| 3 recycle | reciklirati |



5

a) What are some eco-friendly activities? Read the texts.



Koje aktivnosti su dobre za okoliš? Pročitaj tekstove.

We don't need so many things.

Ne treba nam toliko stvari.

We don't have time to use or wear them all.

Nemamo vremena sve ih koristiti ili nositi.

We must learn how to be responsible buyers and reduce waste.

Moramo naučiti kako biti odgovorni kupci i smanjiti otpad.

We can share things we don't need with others.

Možemo dijeliti stvari koje nam ne trebaju s drugima.

We can reuse a lot of things.

Možemo ponovno upotrijebiti mnogo stvari.

We can turn them into something new.

Možemo ih pretvoriti u nešto novo.

We can decorate used cans and keep our pencils in them.

Možemo ukrasiti stare limenke i u njima držati olovke.

We call it upcycling.

To zovemo preradom.

We can plan our shopping.

Možemo isplanirati kupnju.

A shopping list helps us save money, time and the Earth!

Popis za kupnju pomaže da uštedimo novac i vrijeme te da spasimo Zemlju!

We can also make a delicious meal out of leftovers.

Također možemo napraviti ukusan obrok od ostataka hrane.

We don't have to throw them away!

Ne moramo ih baciti!

b) Are the sentences correct? Circle True or False.



Jesu li rečenice točne? Zaokruži True (točno) ili False (netočno).

- | | | |
|---|---------------------------------------|-----------------------------|
| 1 Upcycling is when you reuse things. Prerada je ponovna upotreba stvari. | <input checked="" type="radio"/> True | <input type="radio"/> False |
| 2 When you throw things away, you save money. Kada bacaš stvari, štediš novac. | <input type="radio"/> True | <input type="radio"/> False |
| 3 Leftovers can be used again. Ostatci hrane mogu se ponovno iskoristiti. | <input type="radio"/> True | <input type="radio"/> False |
| 4 It's good to make a shopping list. Dobro je napraviti popis za kupnju. | <input type="radio"/> True | <input type="radio"/> False |



c) Complete the sentences with the words from the box.

Dopuni rečenice riječima iz kućice.

~~pollution~~ water shopping list waste leftovers responsible

1 My brother wants to reduce _____.

Moj brat želi smanjiti **onečišćenje**. pollution

2 He doesn't want to make _____.

Ne želi stvarati **otpad**.

3 He takes showers to save _____.

Tušira se kako bi štedio **vodu**.

4 He makes a _____ when he buys food.

Radi **popis za kupnju** kad kupuje hranu.

5 He is a _____ buyer.

On je **odgovoran** kupac.

6 He doesn't throw away _____.

Ne baca **ostatke hrane**.



GRAMMAR! PRESENT SIMPLE – positive and negative form

PRESENT SIMPLE – potvrdni i niječni oblik

| LOOK AND READ! | POGLEDAJ I PROČITAJ! |
|--------------------------------------|---|
| I recycle paper. | Ja recikliram papir. |
| I don't recycle plastic. | Ja ne recikliram plastiku. |
| My mum donates old clothes. | Moja mama donira staru odjeću. |
| She doesn't donate old shoes. | Ona ne donira stare cipele. |
| My friends use cloth bags. | Moji prijatelji upotrebljavaju platnene torbe. |
| They don't use plastic bags. | Oni ne upotrebljavaju plastične vrećice. |

6

a) Look at Sophie's cousins Jenny and Noah. Make positive sentences.



Pogledaj Sophiejino sestričnu Jenny i bratića Nou. Napiši potvrdne rečenice.

1 Sophie _____ (pick up) rubbish.



2 Sophie _____ (recycle) plastic.



3 Sophie _____ (donate) toys.



4 Sophie _____ (buy) recycled products.



5 Noah _____ (throw) away leftover food.



b) Look at the pictures again. Make sentences from Exercise 6 a) negative.



Ponovno pogledaj slike. Pretvori rečenice iz zadatka 6. a) u niječni oblik.

1 Noah _____ doesn't pick up rubbish _____.

2 Noah _____.

3 Noah _____.

4 Noah _____.

5 Sophie _____.

7



a) How do you feel about our planet? Finish the sentences and write what you do **every day** and what you **always**, **often**, or **sometimes** do to protect the Earth.

Što ti misliš o našem planetu? Dovrši rečenice i napiši što ti radiš **svaki dan**, **uvijek**, **često** ili **ponekad** da zaštitiš Zemlju.

1 Every day I _____.

Svaki dan...

2 I always _____.

Ja uvijek...

3 I often _____.

Ja često...

4 I sometimes _____.

Ja ponekad...

b) Read the sentences to your friend. Tell the class what you do to protect the Earth.



Pročitaj rečenice prijatelju / prijateljici. Reci razredu što ti radiš da bi zaštitio / zaštitila Zemlju.

2B GREEN ALTERNATIVES

1 a) Read the words to your teacher or your friend.




Pročitaj riječi učiteljici ili prijatelju / prijateljici.

- | | |
|----------------------|-------------------------|
| 1 software developer | programer / programerka |
| 2 receptionist | repcionar / repcionarka |
| 3 workplace | radno mjesto |




b) Look at the pictures of people at their workplaces. Who does what? Write the correct words on the lines. Exercise 1 a) can help you.

Pogledaj slike ljudi na radnim mjestima. Tko radi što? Napiši točne riječi na crte. Zadatak 1. a) može ti pomoći.



1 _____











2 _____

2



a) Look at the pictures of some means of transport. Match the words with the pictures. Then copy the correct words on the lines next to the pictures.


Pogledaj slike nekih prijevoznih sredstava. Poveži riječi sa slikama. Zatim prepisi točne riječi na crte pokraj slika.





| | | | |
|-------------------|-------------------------------------|---|-----------------|
| 1 bicycle | <input checked="" type="checkbox"/> |  | _____ car _____ |
| 2 train | <input type="checkbox"/> |  | _____ |
| 3 foot | <input type="checkbox"/> |  | _____ |
| 4 hot air balloon | <input type="checkbox"/> |  | _____ |
| 5 tram | <input type="checkbox"/> |  | _____ |
| 6 car | <input type="checkbox"/> |  | _____ |
| 7 bus | <input type="checkbox"/> |  | _____ |
| 8 plane | <input type="checkbox"/> |  | _____ |



b) How do people usually go to work? Complete the sentences. Exercise 2 a) can help you.

Kako ljudi obično idu na posao? Dovrši rečenice. Zadatak 2. a) može ti pomoći.

1 People usually go to work _____ on foot  .

2 People usually go to work by _____  , by _____  , by _____  and by _____  .

3



a) Read what Sophie's dad says about his workplace. Complete the sentences with the words from the box.

Pročitaj što Sophien tata kaže o svome radnom mjestu. Dopuni rečenice s riječima iz kućice.

~~am~~ go is save don't is go work don't goes

1 I am a software developer.

Ja sam programer.

2 I _____ in an office.

Radim u uredu.

3 My workplace _____ eco-friendly.

Na mom radnom mjestu ljudi se brinu o okolišu.

4 We _____ energy.

Mi štedimo energiju.

5 We _____ waste paper.

Ne razbacujemo se papirom.

6 My workplace _____ pet-friendly, too.

Na mom radnom mjestu dozvoljeno je dovesti kućne ljubimce.

7 Tinker Bell always _____ to work with me.

Tinker Bell uvijek ide sa mnom na posao.

8 We _____ to work on foot.

Idemo na posao pješice.

9 My friends _____ to work by bus, by tram or by bike.

Moji prijatelji idu na posao autobusom, tramvajem ili biciklom.

10 We _____ want to pollute the air in our city.

Ne želimo zagađivati zrak u našem gradu.



b) Now read what Sophie says about her dad's workplace and **circle** the correct verb.

Sad pročitaj što Sophie kaže o tatinome radnom mjestu i **zaokruži** točan glagol.

- 1 My dad **am** / **is** a software developer.
- 2 He **work** / **works** in an office.
- 3 His workplace **is** / **are** eco-friendly.
- 4 They **save** / **saves** energy.
- 5 His workplace **is** / **are** pet-friendly, too.
- 6 Tinker Bell always **go** / **goes** to work with him.
- 7 They **go** / **goes** to work on foot.
- 8 My dad's friends **go** / **goes** to work by tram, by bus or by bike.

4

a) Read the words. Then listen to Sophie's mum talk about her workplace. Tick (✓) the words you hear.



Pročitaj riječi. Zatim poslušaj Sophienu mamu kako govori o svome radnom mjestu. Stavi kvačicu (✓) pokraj riječi koje čuješ.



I am a receptionist. I work at a hotel. It is an eco-friendly and a pet-friendly hotel. The hotel is outside the town. I go to work by car.

- | | | | |
|--------------------|--------------------------|-----------------------------|--------------------------|
| 1 receptionist | <input type="checkbox"/> | 5 software developer | <input type="checkbox"/> |
| 2 office | <input type="checkbox"/> | 6 hotel | <input type="checkbox"/> |
| 3 outside the town | <input type="checkbox"/> | 7 in the centre of the town | <input type="checkbox"/> |
| 4 by bike | <input type="checkbox"/> | 8 by car | <input type="checkbox"/> |



b) Use the words from Exercise 4 a) and complete the sentences about Sophie's mum.

Upotrijebi riječi iz zadatka 4. a) i dopuni rečenice o Sophienoj mami.

- 1 She is a _____.
- 2 She works at a _____.
- 3 It is an eco-friendly and pet-_____ hotel.
- 4 The hotel is outside the _____.
- 5 She goes to work by _____.

5



What about your family? What do your parents do? Where do they work? How do they go to work? Interview your mum or dad. Report to your teacher.

A tvoja obitelj? Čime se tvoji roditelji bave? Gdje rade? Kako idu na posao? Intervjuiraj mamu ili tatu. Reci učiteljici što si saznao / saznala.

- 1 My dad / mum is a _____.
- 2 He / she works at _____.
- 3 His / her workplace is **outside the city / in the city centre**.
- 4 His / her workplace **is / isn't** eco-friendly.
- 5 He / she goes to work **on foot / by** _____.

2C FRIENDS FOR LIFE

1 a) Colour the answers that are true for you. Then read the dialogue with your friend.



Oboji odgovore koji vrijede za tebe. Zatim pročitaj dijalog s prijateljem / prijateljicom.

A: Do you like dogs?

Voliš li pse?

B: Yes, I like dogs.

Da, volim pse.

B: No, I don't like dogs.

Ne, ne volim pse.

A: Have you got a dog?

Imaš li psa?

B: Yes, I have got a dog.

Da, imam psa.

B: No, I haven't got a dog.

Ne, nemam psa.

A: Is a dog a man's best friend?

Je li pas najbolji čovjekov prijatelj?

B: Yes, it is.

Da, jest.

B: No, it isn't.

Ne, nije.

b) Copy your answers from Exercise 1 a) on the lines. Read the sentences to your teacher.



Prepiši odgovore iz zadatka 1. a) na crte. Pročitaj rečenice učiteljici.

1 _____

2 _____

3 _____



2 Read with your friend. Colour the dog. What colour is it? Circle the correct word.



Pročitaj s prijateljem / prijateljicom. Oboji psa. Koje je boje? Zaokruži točnu riječ.

Breed: Labrador
Rasa: labrador

Character: nutty and loyal
Osobine: luckast i vjeran

Age: two years old
Dob: dvije godine

Colour: golden, brown or black
Boja: zlatni, smeđi ili crni



3

a) Make an ID card for your dog. Write the missing information on the lines. Exercise 2 can help you. If you don't have a dog, write about the one you would like to have.

Napravi osobnu iskaznicu za svog psa. Napiši informacije koje nedostaju na crte. Zadatak 2 može ti pomoći. Ako nemaš psa, piši o psu kojeg bi htio / htjela imati.

Name: _____

Breed: _____

Age: _____

Character: _____

Colour: _____

b) Look at Exercise 3 a) and complete the sentences about your dog.

Pogledaj zadatak 3. a) i dopuni rečenice o svom psu.

1 I have got a dog.

2 Its name is _____.

3 It is a _____.

4 It is _____ old.

5 It is _____ and loyal.

6 It is _____.

c) Tell your class as much as you can remember about your dog.

Reci svom razredu sve čega se možeš sjetiti o svom psu.

4 a) Read the words with your teacher.

★ Pročitaj riječi s učiteljicom.

1 writer (author) pisac (autor)

2 title naslov

3 Marley the dog pas Marley

★★★ b) Look at the cover of the book. Answer the questions.

Pogledaj naslovnicu knjige. Odgovori na pitanja.

1 Who is the author of the book? _____

Tko je pisac knjige?

2 What is the title of the book? _____


Koji je naslov knjige?

3 Who is the book about? _____

O kome je knjiga?

4 Who is Marley? _____

Tko je Marley?



5 Let's make a bookmark! Cut, glue, write. The topic is dogs. Read the words and tick (✓) what you need. Show the bookmark to your teacher.




Napravimo označivač stranica! Reži, lijepi, piši. Tema su psi. Pročitaj riječi i stavi kvačicu (✓) pokraj stvari koje ti trebaju. Pokaži označivač stranica učiteljici.

I need...

Treba / Trebaju mi...

1 a piece of carton

komad kartona



2 coloured paper

papir u boji



3 old magazines

stari časopisi



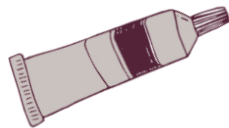
4 scissors

škare



5 glue

ljepilo



6 coloured pencils

bojice



7 ruler

ravnalo

